

KJMV 2021 TAC - Team Results 2021-10-18

Team Results - Standard

Team			Competitor	
Place	Points	Name	Points	Name
1	1385.6657	1.JvBr I 100.00%	523.4464 444.3375 417.8818	Värno, Priit Eesmaa, Allar Evisalu, Jorma
2	1196.2884	KL Põlva mlv I 86.33%	485.0819 424.2381 286.9684	Planken, Tarvo Päärson, Priit Purga, Keit
3	1162.1228	ScP 83.87%	504.7799 390.2215 267.1214	Rumvolt, Jaak-Joseph Jõesaar, Erik Rammu, Kristjan
4	1153.0255	KVPS II 83.21%	448.5015 356.4621 348.0619	Boklan, Andres Koppelmann, Edik Ivanov, Viktor
5	1089.1540	1.JvBr II 78.60%	417.7799 336.2892 335.0849	Pihlak, Kristo Möttus, Timo Edo, Kris Gregor
6	1025.8701	SP VaP I 74.03%	359.4680 335.2758 331.1263	Ringvee, Sven Zirk, Rivo Vaikma, Taavi
7	1015.6405	KL Pärnu mlv I 73.30%	451.1456 309.4863 255.0086	Toodu, Hannes Raba, Marko Mitrafonov, Peeter
8	984.8237	ÕVI 71.07%	398.5554 332.3010 253.9673	Muru, Rain Säde, Eero Põlluste, Allan
9	940.8417	SP VaP II 67.90%	408.4163 302.8226 229.6028	Keldu, Karel Antsov, Kalmer Zelenin, Sergei
10	926.0143	KL Tln mlv 66.83%	408.3083 287.4490 230.2570	Tomberg, Johan Kalf, Andres Abel, Kalvi
11	853.5832	TVJ 61.60%	442.5056 247.4756 163.6020	Lepikmäe, Rain Haruoja, Bjorn Zavalnjuk, Aleksandr

12	794.2410	KüVJ 57.32%	386.5209 297.9514 109.7687	Vilba, Hannes Piisang, Martin Berendejev, Ivan
13	784.8930	KL Põlva mlv II 56.64%	280.1207 276.3266 228.4457	Paekivi, Margus Paekivi, Jaanus Puusepp, Lauri
14	712.1386	ÕV II 51.39%	279.5398 232.6787 199.9201	Virunurm, Veiko Karu, Oliver Kreek, Regor
15	671.4001	KL Pärnu mlv II 48.45%	261.6346 254.8681 154.8974	Vahemets, Valdu Orgma, Marko Raadik, Taavi
16	615.1596	KVA 44.39%	227.3825 216.6562 171.1209	Mänd, Julius Rahkema, Anti Laumets, Sten
17	589.9732	KL Võru mlv 42.58%	359.2385 230.7347 * 0.0000	Kala, Jaanus Poltimäe, Rivo (DQ) Park, Veiko
18	517.1064	Kup Jvp 37.32%	298.9447 218.1617 * 0.0000	Jalakas, Silver Nebogatov, Ivan (DQ) Talmet, Indrek
19	489.0461	KL PS 35.29%	267.1302 221.9159	Toomse, Rene Toomse, Kaur
20	407.9689	Merevägi 29.44%	154.5331 136.2731 117.1627	Popolitov, Aleksandr Grünthal, Germo Kello, Kalev
21	232.6912	KVPS I 16.79%	232.6912	Pärtel, Risto
22	218.5097	KL Rapla mlv 15.77%	218.5097	Türk, Marko-Petriko
23	213.0636	KL KKÜ 15.38%	121.2004 91.8632	Viiand, Andri Tammesoo, Raul

KJMV 2021 TAC - 2021-10-18

Match Results - Standard

Place	Name	No.	Class	Div	PF	Category	Match Pts	Match %	Region
1	Värno, Priit		M	S	Min		523.4464	100.0000 %	EST
2	Rumvolt, Jaak-Joseph		M	S	Min		504.7799	96.4339 %	EST
3	Planken, Tarvo			S	Min		485.0819	92.6708 %	EST
4	Toodu, Hannes			S	Min		451.1456	86.1875 %	EST
5	Boklan, Andres		M	S	Min		448.5015	85.6824 %	EST
6	Eesmaa, Allar		M	S	Min		444.3375	84.8869 %	EST
7	Lepikmäe, Rain		M	S	Min		442.5056	84.5369 %	EST
8	Päärson, Priit			S	Min		424.2381	81.0471 %	EST
9	Evisalu, Jorma		M	S	Min		417.8818	79.8328 %	EST
10	Pihlak, Kristo		M	S	Min		417.7799	79.8133 %	EST
11	Keldu, Karel		M	S	Min		408.4163	78.0245 %	EST
12	Tomberg, Johan			S	Min		408.3083	78.0038 %	EST
13	Muru, Rain		M	S	Min		398.5554	76.1406 %	EST
14	Jõesaar, Erik		M	S	Min		390.2215	74.5485 %	EST
15	Vilba, Hannes		M	S	Min		386.5209	73.8415 %	EST
16	Ringvee, Sven		M	S	Min		359.4680	68.6733 %	EST
17	Kala, Jaanus			S	Min		359.2385	68.6295 %	EST
18	Koppelmann, Edik		M	S	Min		356.4621	68.0991 %	EST
19	Ivanov, Viktor		M	S	Min		348.0619	66.4943 %	EST
20	Möttus, Timo		M	S	Min		336.2892	64.2452 %	EST
21	Zirk, Rivo		M	S	Min		335.2758	64.0516 %	EST
22	Edo, Kris Gregor		M	S	Min		335.0849	64.0151 %	EST
23	Säde, Eero		M	S	Min		332.3010	63.4833 %	EST
24	Vaikma, Taavi		M	S	Min		331.1263	63.2589 %	EST
25	Raba, Marko			S	Min		309.4863	59.1247 %	EST
26	Antsov, Kalmer		M	S	Min		302.8226	57.8517 %	EST
27	Jalakas, Silver		M	S	Min		298.9447	57.1109 %	EST
28	Piisang, Martin		M	S	Min		297.9514	56.9211 %	EST
29	Kalf, Andres			S	Min		287.4490	54.9147 %	EST
30	Purga, Keit			S	Min		286.9684	54.8229 %	EST
31	Paekivi, Margus			S	Min		280.1207	53.5147 %	EST
32	Virunurm, Veiko		M	S	Min		279.5398	53.4037 %	EST
33	Paekivi, Jaanus			S	Min		276.3266	52.7899 %	EST
34	Toomse, Rene		U	S	Min		267.1302	51.0330 %	EST
35	Rammu, Kristjan		M	S	Min		267.1214	51.0313 %	EST
36	Vahemets, Valdu			S	Min		261.6346	49.9831 %	EST
37	Mitrafonov, Peeter			S	Min		255.0086	48.7172 %	EST
38	Orgma, Marko			S	Min		254.8681	48.6904 %	EST
39	Pölluste, Allan		M	S	Min		253.9673	48.5183 %	EST
40	Haruoja, Bjorn		M	S	Min		247.4756	47.2781 %	EST
41	Pärtel, Risto		M	S	Min		232.6912	44.4537 %	EST
42	Karu, Oliver		M	S	Min		232.6787	44.4513 %	EST
43	Poltimäe, Rivo			S	Min		230.7347	44.0799 %	EST
44	Abel, Kalvi			S	Min		230.2570	43.9886 %	EST
45	Zelenin, Sergei		M	S	Min		229.6028	43.8637 %	EST
46	Puusepp, Lauri			S	Min		228.4457	43.6426 %	EST
47	Mänd, Julius		M	S	Min		227.3825	43.4395 %	EST
48	Toomse, Kaur		U	S	Min		221.9159	42.3952 %	EST

49	Türk, Marko-Petriko		S	Min	218.5097	41.7444 %	EST
50	Nebogatov, Ivan	M	S	Min	218.1617	41.6779 %	EST
51	Rahkema, Anti	M	S	Min	216.6562	41.3903 %	EST
52	Kreek, Regor	M	S	Min	199.9201	38.1930 %	EST
53	Laumets, Sten	M	S	Min	171.1209	32.6912 %	EST
54	Zavalnjuk, Aleksandr	M	S	Min	163.6020	31.2548 %	EST
55	Raadik, Taavi		S	Min	154.8974	29.5918 %	EST
56	Popolitov, Aleksandr	M	S	Min	154.5331	29.5222 %	EST
57	Grünthal, Germo	M	S	Min	136.2731	26.0338 %	EST
58	Viiand, Andri		S	Min	121.2004	23.1543 %	EST
59	Kello, Kalev	M	S	Min	117.1627	22.3829 %	EST
60	Berendeev, Ivan	M	S	Min	109.7687	20.9704 %	EST
61	Tammesoo, Raul		S	Min	91.8632	17.5497 %	EST
62	(DQ) Talmet, Indrek	M	S	Min			EST
63	(DQ) Park, Veiko		S	Min			EST

Generated by PractiScore for Android (1.7.12 Lenovo) at 2021-10-20 14:50 +0300

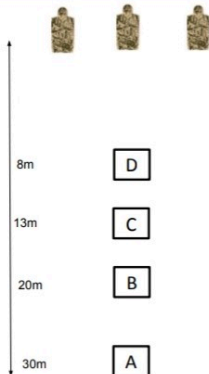
KJMV 2021 TAC - Stage 1 - 2021-10-18



KAITSEVÄE MEISTRIVÕISTLUSED TAKTILISES LASMISES 2021 Stage 1



Weapons used	Rifle and handgun
Targets	3 EDF nr 3
Minimum shots	36
Maximum points	180
Start	Audible
Penalties	As per EDF tactical shooting rulebook v1
Starting condition	Normal standing in area A. Rifle loaded with maximum 20 rounds. Handgun loaded in holster. Tennis ball in weak hand.
Protseduur	After start shoot all targets while staying inside the shooting area A, B, C or D. T1-T3 engaged three times from areas A, B, C and D to score. Rifle must be shot to sidelock/kick and then continue stage <u>with pistol</u> . 12 best hits will be scored from each target. Tennis ball must stay in hand until the end of course.
Safety angles	Marked with flags, 90° up and down.



Stage Results - Standard

Place	Name	No.	Class	Div	PF	Points	Pen	Time	Hit Factor	Stage Pts	Stage %
1	Värno, Priit	48	M	S	Min	140	0	42.60	3.2864	180.0000	100.00 %
2	Rumvolt, Jaak-Joseph	44	M	S	Min	142	0	45.90	3.0937	169.4454	94.14 %
3	Eesmaa, Allar	47	M	S	Min	164	0	54.28	3.0214	165.4848	91.94 %
4	Planken, Tarvo	1		S	Min	158	0	52.43	3.0135	165.0560	91.70 %
5	Toodu, Hannes	22		S	Min	162	10	51.70	2.9400	161.0301	89.46 %
6	Muru, Rain	55	M	S	Min	160	0	54.46	2.9379	160.9150	89.40 %
7	Lepikmäe, Rain	59	M	S	Min	134	0	48.14	2.7835	152.4589	84.70 %
8	Keldu, Karel	34	M	S	Min	162	0	59.21	2.7360	149.8560	83.25 %
9	Boklan, Andres	51	M	S	Min	147	10	50.42	2.7172	148.8236	82.68 %
10	Pihlak, Kristo	13	M	S	Min	170	0	62.71	2.7109	148.4794	82.49 %
11	Ringvee, Sven	31	M	S	Min	150	0	55.55	2.7003	147.8976	82.17 %
12	Koppelmann, Edik	36	M	S	Min	158	0	58.63	2.6949	147.6017	82.00 %
13	Vilba, Hannes	53	M	S	Min	153	20	50.72	2.6222	143.6238	79.79 %
14	Vaikma, Taavi	32	M	S	Min	148	0	58.10	2.5473	139.5210	77.51 %
15	Päärson, Priit	2		S	Min	152	0	59.93	2.5363	138.9164	77.18 %
16	Evisalu, Jorma	49	M	S	Min	123	10	44.84	2.5201	138.0279	76.68 %
17	Möttus, Timo	58	M	S	Min	154	0	61.24	2.5147	137.7335	76.52 %
18	Antsov, Kalmer	35	M	S	Min	144	0	57.33	2.5118	137.5734	76.43 %
19	Zirk, Rivo	30	M	S	Min	146	30	48.32	2.4007	131.4877	73.05 %
20	Jalakas, Silver	11	M	S	Min	162	0	68.22	2.3747	130.0641	72.26 %
21	Tomberg, Johan	8		S	Min	131	30	42.86	2.3565	129.0694	71.71 %
22	Ivanov, Viktor	37	M	S	Min	151	10	60.02	2.3492	128.6700	71.48 %
23	Nebogatov, Ivan	12	M	S	Min	141	10	57.84	2.2649	124.0501	68.92 %
24	Rammu, Kristjan	46	M	S	Min	129	10	53.62	2.2193	121.5554	67.53 %
25	Kala, Jaanus	17		S	Min	142	0	64.02	2.2181	121.4861	67.49 %
26	Türk, Marko-Petriko	18		S	Min	152	10	64.09	2.2156	121.3535	67.42 %
27	Toomse, Rene		U	S	Min	154	20	61.06	2.1946	120.1993	66.78 %
28	Kalf, Andres	9		S	Min	160	0	78.05	2.0500	112.2797	62.38 %
29	Edo, Kris Gregor	14	M	S	Min	161	10	73.96	2.0416	111.8238	62.12 %

30	Puusepp, Lauri	6		S	Min	164	0	81.48	2.0128	110.2420	61.25 %
31	Poltimäe, Rivo	16		S	Min	151	10	71.02	1.9854	108.7408	60.41 %
32	Säde, Eero	56	M	S	Min	136	0	68.81	1.9765	108.2534	60.14 %
33	Paekivi, Margus	5		S	Min	151	10	71.71	1.9663	107.6945	59.83 %
34	Virunurm, Veiko	39	M	S	Min	154	0	81.84	1.8817	103.0645	57.26 %
35	Rahkema, Anti		M	S	Min	147	30	62.85	1.8616	101.9611	56.65 %
36	Purga, Keit	3		S	Min	161	10	81.26	1.8582	101.7781	56.54 %
37	Toomse, Kaur		U	S	Min	130	30	53.89	1.8556	101.6356	56.46 %
38	Paekivi, Jaanus	4		S	Min	145	10	73.86	1.8278	100.1102	55.62 %
39	Jõesaar, Erik	45	M	S	Min	122	40	46.91	1.7480	95.7420	53.19 %
40	Pärtel, Risto		M	S	Min	156	40	68.36	1.6969	92.9416	51.63 %
41	Vahemets, Valdu	24		S	Min	144	20	73.34	1.6908	92.6051	51.45 %
42	Kreek, Regor	38	M	S	Min	128	30	60.35	1.6239	88.9412	49.41 %
43	Orgma, Marko	25		S	Min	117	30	53.94	1.6129	88.3410	49.08 %
44	Piisang, Martin	52	M	S	Min	125	10	75.24	1.5284	83.7150	46.51 %
45	Põlluste, Allan	57	M	S	Min	138	20	83.24	1.4176	77.6433	43.14 %
46	Zelenin, Sergei	33	M	S	Min	115	30	61.83	1.3747	75.2963	41.83 %
47	Mitrafonov, Peeter	23		S	Min	127	50	59.81	1.2874	70.5133	39.17 %
48	Karu, Oliver	40	M	S	Min	121	30	71.36	1.2752	69.8459	38.80 %
49	Viiand, Andri	29		S	Min	142	10	105.02	1.2569	68.8424	38.25 %
50	Haruoja, Bjorn	50	M	S	Min	118	50	66.13	1.0283	56.3202	31.29 %
51	Popolitov, Aleksandr		M	S	Min	120	40	78.47	1.0195	55.8394	31.02 %
52	Mänd, Julius		M	S	Min	119	50	69.00	1.0000	54.7714	30.43 %
53	Grünthal, Geramo		M	S	Min	120	60	63.94	0.9384	51.3964	28.55 %
54	Tammesoo, Raul	28		S	Min	110	40	86.08	0.8132	44.5400	24.74 %
55	Raba, Marko	21		S	Min	115	70	56.22	0.8004	43.8405	24.36 %
56	Zavalnjuk, Aleksandr	60	M	S	Min	109	50	78.52	0.7514	41.1553	22.86 %
57	Raadik, Taavi	26		S	Min	78	40	60.54	0.6277	34.3792	19.10 %
58	Berendjejev, Ivan	54	M	S	Min	109	80	53.84	0.5386	29.5017	16.39 %
59	Kello, Kalev		M	S	Min	129	90	112.00	0.3482	19.0722	10.60 %
60	Abel, Kalvi	7		S	Min	107	110	49.13	0.0000	0.0000	0.00 %
61	Laumets, Sten		M	S	Min	93	150	49.24	0.0000	0.0000	0.00 %
62	(DQ) Talmet, Indrek		M	S	Min						
63	(DQ) Park, Veiko			S	Min						

Generated by PractiScore for Android (1.7.12 Lenovo) at 2021-10-20 14:58 +0300

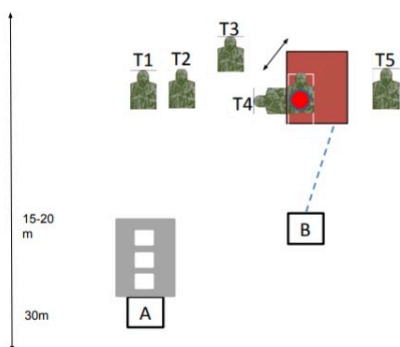
KJMV 2021 TAC - Stage 2 - 2021-10-18



KAITSEVÄE MEISTRIVÕISTLUSED TAKTIKALISES LASMISES 2021 Stage 2



Weapons used	Rifle
Targets	5 EDF nr 3
Minimum shots	25
Maximum points	75
Start	Audible
Penalties	As per EDF tactical shooting rulebook v1
Starting condition	Normal standing in area A. Rifle loaded. Handgun unloaded in holster.
Protseduur	After start shoot all targets while staying inside the shooting area A or B. T1-T2 must be engaged from area A. Pressure plate in area B activates swinger target (T4). T1-T5 five best hits score.
Safety angles	Marked with flags, 90° up and down.



Stage Results - Standard

Place	Name	No.	Class	Div	PF	Points	Pen	Time	Hit Factor	Stage Pts	Stage %
1	Boklan, Andres	51	M	S	Min	103	0	25.08	4.1069	125.0000	100.00 %
2	Evisalu, Jorma	49	M	S	Min	121	0	30.82	3.9260	119.4959	95.60 %
3	Raba, Marko	21		S	Min	111	0	28.85	3.8475	117.1056	93.68 %
4	Vaikma, Taavi	32	M	S	Min	111	0	30.39	3.6525	111.1713	88.94 %
5	Jõesaar, Erik	45	M	S	Min	121	0	34.25	3.5328	107.5289	86.02 %
6	Planken, Tarvo	1		S	Min	125	0	35.91	3.4809	105.9485	84.76 %
7	Rumvolt, Jaak-Joseph	44	M	S	Min	121	0	35.23	3.4346	104.5377	83.63 %
8	Lepikmäe, Rain	59	M	S	Min	105	0	30.73	3.4169	103.9985	83.20 %
9	Värno, Priit	48	M	S	Min	105	0	31.08	3.3784	102.8273	82.26 %
10	Möttus, Timo	58	M	S	Min	115	0	35.35	3.2532	99.0168	79.21 %
11	Abel, Kalvi	7		S	Min	97	0	29.99	3.2344	98.4454	78.76 %
12	Ivanov, Viktor	37	M	S	Min	117	0	36.39	3.2152	97.8598	78.29 %
13	Koppelmann, Edik	36	M	S	Min	116	10	33.05	3.2073	97.6191	78.10 %
14	Pihlak, Kristo	13	M	S	Min	121	0	38.71	3.1258	95.1399	76.11 %
15	Eesmaa, Allar	47	M	S	Min	103	0	33.30	3.0931	94.1441	75.32 %
16	Muru, Rain	55	M	S	Min	115	0	37.52	3.0650	93.2901	74.63 %
17	Tomberg, Johan	8		S	Min	105	0	34.67	3.0286	92.1798	73.74 %
18	Toodu, Hannes	22		S	Min	111	0	36.83	3.0138	91.7322	73.39 %
19	Paekivi, Jaanus	4		S	Min	109	0	37.08	2.9396	89.4720	71.58 %
20	Kalf, Andres	9		S	Min	113	0	40.26	2.8068	85.4289	68.34 %
21	Toomse, Kaur		U	S	Min	107	0	38.74	2.7620	84.0668	67.25 %
22	Piisang, Martin	52	M	S	Min	117	0	42.68	2.7413	83.4376	66.75 %
23	Vahemets, Valdu	24		S	Min	119	0	44.04	2.7021	82.2432	65.79 %
24	Päärson, Priit	2		S	Min	111	20	34.66	2.6255	79.9122	63.93 %
25	Karu, Oliver	40	M	S	Min	123	0	46.94	2.6204	79.7558	63.80 %
26	Rammu, Kristjan	46	M	S	Min	119	40	30.43	2.5961	79.0179	63.21 %
27	Edo, Kris Gregor	14	M	S	Min	111	20	35.18	2.5867	78.7310	62.98 %
28	Virunurm, Veiko	39	M	S	Min	121	20	39.65	2.5473	77.5316	62.03 %
29	Haruoja, Bjorn	50	M	S	Min	109	0	42.92	2.5396	77.2978	61.84 %

30	Zelenin, Sergei	33	M	S	Min	107	0	42.81	2.4994	76.0745	60.86 %
31	Säde, Eero	56	M	S	Min	105	0	42.44	2.4741	75.3033	60.24 %
32	Kreek, Regor	38	M	S	Min	119	0	48.10	2.4740	75.3013	60.24 %
33	Mitrafonov, Peeter	23		S	Min	111	0	45.53	2.4380	74.2037	59.36 %
34	Toomse, Rene		U	S	Min	99	0	40.66	2.4348	74.1085	59.29 %
35	Purga, Keit	3		S	Min	119	0	49.48	2.4050	73.2011	58.56 %
36	Ringvee, Sven	31	M	S	Min	97	0	40.43	2.3992	73.0245	58.42 %
37	Pärtel, Risto		M	S	Min	114	10	44.16	2.3551	71.6811	57.34 %
38	Keldu, Karel	34	M	S	Min	120	30	38.82	2.3184	70.5647	56.45 %
39	Kala, Jaanus	17		S	Min	115	0	51.30	2.2417	68.2309	54.58 %
40	Laumets, Sten		M	S	Min	111	20	41.16	2.2109	67.2925	53.83 %
41	Paekivi, Margus	5		S	Min	113	0	51.13	2.2101	67.2671	53.81 %
42	Antsov, Kalmer	35	M	S	Min	95	0	43.10	2.2042	67.0883	53.67 %
43	Jalakas, Silver	11	M	S	Min	88	30	26.70	2.1723	66.1176	52.89 %
44	Türk, Marko-Petriko	18		S	Min	111	0	51.80	2.1429	65.2219	52.18 %
45	Popolitov, Aleksandr		M	S	Min	99	0	46.87	2.1122	64.2896	51.43 %
46	Mänd, Julius		M	S	Min	113	0	54.27	2.0822	63.3751	50.70 %
47	Orgma, Marko	25		S	Min	107	0	52.38	2.0428	62.1754	49.74 %
48	Zirk, Rivo	30	M	S	Min	101	40	30.35	2.0099	61.1746	48.94 %
49	Vilba, Hannes	53	M	S	Min	102	10	47.23	1.9479	59.2885	47.43 %
50	Kello, Kalev		M	S	Min	113	0	60.05	1.8818	57.2751	45.82 %
51	Pölluste, Allan	57	M	S	Min	113	0	65.48	1.7257	52.5255	42.02 %
52	Puusepp, Lauri	6		S	Min	109	20	51.65	1.7231	52.4469	41.96 %
53	Viiand, Andri	29		S	Min	119	0	71.26	1.6699	50.8278	40.66 %
54	Berendeev, Ivan	54	M	S	Min	91	20	42.96	1.6527	50.3031	40.24 %
55	Poltimäe, Rivo	16		S	Min	107	0	68.76	1.5561	47.3640	37.89 %
56	Tammesoo, Raul	28		S	Min	109	0	82.62	1.3193	40.1552	32.12 %
57	Nebogatov, Ivan	12	M	S	Min	91	40	39.57	1.2889	39.2287	31.38 %
58	Rahkema, Anti		M	S	Min	100	50	40.49	1.2349	37.5857	30.07 %
59	Grünthal, Germo		M	S	Min	86	50	38.41	0.9373	28.5272	22.82 %
60	Raadik, Taavi	26		S	Min	58	30	35.63	0.7859	23.9190	19.14 %
61	Zavalnjuk, Aleksandr	60	M	S	Min	70	50	49.05	0.4077	12.4106	9.93 %
62	(DQ) Talmet, Indrek		M	S	Min						
63	(DQ) Park, Veiko			S	Min						

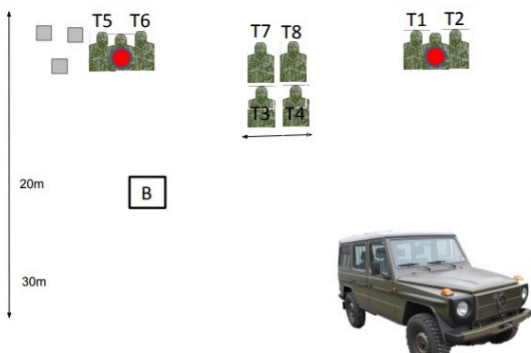
KJMV 2021 TAC - Stage 3 - 2021-10-18



KAITSEVÄE MEISTRIVÕISTLUSED
TAKTILISES LASMISES 2021
Stage
3



d	
Weapons used	Rifle and HG
Targets	8 EDF nr 3, 3 plates
Minimum shots	Rifle 8, HG 11
Maximum points	
Start	Audible
Penalties	As per EDF tactical shooting rulebook v1
Starting condition	Sitting in seat in the rear of the CAR, feet touching legs of opposite chair. Rifle loaded chamber empty, barrel touching floor of the vehicle. Handgun loaded chamber empty in holster.
Protseduur	After start shoot all targets according to procedure from shooting areas CAR or B. T1-T4 must be engaged from area CAR with Rifle. T5-T8 and metal plates must be engaged from area B with HG. Start signal activates moving target T3-T4 from right and moving blue arrow activates moving targets T7-T8 from left. Steel targets must fall and T1-T8 two best hits score.
Safety angles	Marked with flags, 90° up and down.



Stage Results - Standard

Place	Name	No.	Class	Div	PF	Points	Pen	Time	Hit Factor	Stage Pts	Stage %
1	Vilba, Hannes	53	M	S	Min	75	0	39.00	1.9231	95.0000	100.00 %
2	Päärson, Priit	2		S	Min	69	0	38.23	1.8049	89.1603	93.85 %
3	Planken, Tarvo	1		S	Min	76	10	39.24	1.6820	83.0887	87.46 %
4	Värno, Priit	48	M	S	Min	72	10	37.48	1.6542	81.7182	86.02 %
5	Säde, Eero	56	M	S	Min	74	10	42.98	1.4891	73.5598	77.43 %
6	Lepikmäe, Rain	59	M	S	Min	69	20	33.40	1.4671	72.4731	76.29 %
7	Toodu, Hannes	22		S	Min	73	20	36.21	1.4637	72.3060	76.11 %
8	Kala, Jaanus	17		S	Min	73	20	38.23	1.3863	68.4855	72.09 %
9	Rumvolt, Jaak-Joseph	44	M	S	Min	71	20	37.62	1.3557	66.9697	70.49 %
10	Tomberg, Johan	8		S	Min	63	20	34.46	1.2478	61.6425	64.89 %
11	Keldu, Karel	34	M	S	Min	67	20	39.95	1.1765	58.1176	61.18 %
12	Jalakas, Silver	11	M	S	Min	59	20	36.63	1.0647	52.5962	55.36 %
13	Jõesaar, Erik	45	M	S	Min	64	30	36.00	0.9444	46.6556	49.11 %
14	Edo, Kris Gregor	14	M	S	Min	74	30	48.24	0.9121	45.0580	47.43 %
15	Toomse, Rene		U	S	Min	68	30	44.57	0.8526	42.1180	44.33 %
16	Piisang, Martin	52	M	S	Min	66	30	44.03	0.8176	40.3906	42.52 %
17	Boklan, Andres	51	M	S	Min	65	40	48.50	0.5155	25.4639	26.80 %
18	Raba, Marko	21		S	Min	65	40	51.19	0.4884	24.1258	25.40 %
19	Põlluste, Allan	57	M	S	Min	69	40	65.58	0.4422	21.8451	22.99 %
20	Mänd, Julius		M	S	Min	59	40	47.25	0.4021	19.8646	20.91 %
21	Muru, Rain	55	M	S	Min	63	40	57.39	0.4008	19.7979	20.84 %
22	Nebogatov, Ivan	12	M	S	Min	57	40	42.43	0.4007	19.7926	20.83 %
23	Paekivi, Margus	5		S	Min	61	40	52.56	0.3995	19.7374	20.78 %
24	Ringvee, Sven	31	M	S	Min	55	40	41.73	0.3595	17.7570	18.69 %
25	Abel, Kalvi	7		S	Min	73	60	41.15	0.3159	15.6063	16.43 %
26	Eesmaa, Allar	47	M	S	Min	60	50	33.96	0.2945	14.5465	15.31 %
27	Evisalu, Jorma	49	M	S	Min	67	60	40.13	0.1744	8.6170	9.07 %
28	Vaikma, Taavi	32	M	S	Min	65	60	36.25	0.1379	6.8138	7.17 %

29	Koppelmann, Edik	36	M	S	Min	65	60	37.47	0.1334	6.5919	6.94 %
30	Berendeev, Ivan	54	M	S	Min	65	60	52.93	0.0945	4.6665	4.91 %
31	Kello, Kalev		M	S	Min	54	50	55.19	0.0725	3.5804	3.77 %
32	Rahkema, Anti		M	S	Min	61	60	35.19	0.0284	1.4038	1.48 %
33	Raadik, Taavi	26		S	Min	0	0	0.00	0.0000	0.0000	0.00 %
34	Tammesoo, Raul	28		S	Min	0	0	0.00	0.0000	0.0000	0.00 %
35	Viiand, Andri	29		S	Min	0	0	0.00	0.0000	0.0000	0.00 %
36	Mitrafonov, Peeter	23		S	Min	47	60	36.56	0.0000	0.0000	0.00 %
37	Purga, Keit	3		S	Min	48	70	37.06	0.0000	0.0000	0.00 %
38	Pihlak, Kristo	13	M	S	Min	54	70	39.88	0.0000	0.0000	0.00 %
39	Antsov, Kalmer	35	M	S	Min	53	60	41.13	0.0000	0.0000	0.00 %
40	Zirk, Rivo	30	M	S	Min	57	60	42.05	0.0000	0.0000	0.00 %
41	Virunurm, Veiko	39	M	S	Min	47	60	43.26	0.0000	0.0000	0.00 %
42	Mõttus, Timo	58	M	S	Min	66	100	44.87	0.0000	0.0000	0.00 %
43	Vahemets, Valdu	24		S	Min	69	80	46.72	0.0000	0.0000	0.00 %
44	Puusepp, Lauri	6		S	Min	49	60	46.88	0.0000	0.0000	0.00 %
45	Haruoja, Bjorn	50	M	S	Min	60	70	48.23	0.0000	0.0000	0.00 %
46	Kreek, Regor	38	M	S	Min	47	100	48.27	0.0000	0.0000	0.00 %
47	Toomse, Kaur		U	S	Min	57	80	49.74	0.0000	0.0000	0.00 %
48	Poltimäe, Rivo	16		S	Min	49	80	50.33	0.0000	0.0000	0.00 %
49	Rammu, Kristjan	46	M	S	Min	48	130	51.77	0.0000	0.0000	0.00 %
50	Karu, Oliver	40	M	S	Min	54	90	52.83	0.0000	0.0000	0.00 %
51	Türk, Marko-Petriko	18		S	Min	47	120	56.06	0.0000	0.0000	0.00 %
52	Zelenin, Sergei	33	M	S	Min	49	100	56.19	0.0000	0.0000	0.00 %
53	Ivanov, Viktor	37	M	S	Min	53	100	58.23	0.0000	0.0000	0.00 %
54	Laumets, Sten		M	S	Min	50	110	59.43	0.0000	0.0000	0.00 %
55	Grünthal, Germo		M	S	Min	30	150	64.73	0.0000	0.0000	0.00 %
56	Orgma, Marko	25		S	Min	64	70	67.69	0.0000	0.0000	0.00 %
57	Kalf, Andres	9		S	Min	45	140	68.76	0.0000	0.0000	0.00 %
58	Paekivi, Jaanus	4		S	Min	53	60	69.49	0.0000	0.0000	0.00 %
59	Pärtel, Risto		M	S	Min	52	90	72.37	0.0000	0.0000	0.00 %
60	Popolitov, Aleksandr		M	S	Min	43	100	72.58	0.0000	0.0000	0.00 %
61	Zavalnjuk, Aleksandr	60	M	S	Min	49	120	80.96	0.0000	0.0000	0.00 %
62	(DQ) Talmet, Indrek		M	S	Min						
63	(DQ) Park, Veiko			S	Min						

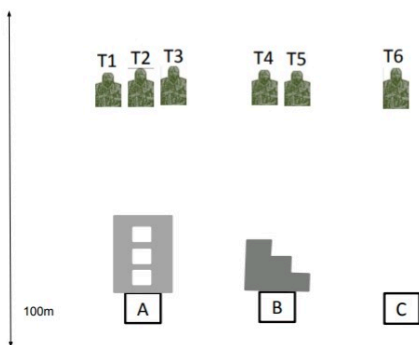
KJMV 2021 TAC - Stage 4 - 2021-10-18



KAITSEVÄE MEISTRIVÕISTLUSED TAKTILISES LASMISES 2021 Stage 4



Weapons used	Rifle
Targets	6 EDF vana KV nr 4 elektrooniline
Minimum shots	21
Maximum points	105
Start	Audible
Penalties	As per EDF tactical shooting rulebook v1
Starting condition	Normal standing in area B. Rifle unloaded. Handgun unloaded in holster.
Protseduur	After start shoot all targets while staying inside the shooting area A, B or C. T1-T3 must be engaged from area A, T4-T5 from area B and T6 from area C. T1 scores 2 hit, T2 1 hit, T3 6 hits, T4 4 hits, T5 3 hits and T6 5 hits. Scoring on electronic target 10-9=A, 8-7=B and 6-5=C, White=Miss
Safety angles	Marked with flags, 90° up and down.



Stage Results - Standard

Place	Name	No.	Class	Div	PF	Points	Pen	Time	Hit Factor	Stage Pts	Stage %
1	Pihlak, Kristo	13	M	S	Min	97	0	54.25	1.7880	105.0000	100.00 %
2	Eesmaa, Allar	47	M	S	Min	93	0	57.39	1.6205	95.1621	90.63 %
3	Rumvolt, Jaak-Joseph	44	M	S	Min	95	0	61.75	1.5385	90.3450	86.04 %
4	Värno, Priit	48	M	S	Min	85	0	59.46	1.4295	83.9482	79.95 %
5	Evisalu, Jorma	49	M	S	Min	91	0	64.08	1.4201	83.3943	79.42 %
6	Boklan, Andres	51	M	S	Min	89	0	63.36	1.4047	82.4883	78.56 %
7	Zirk, Rivo	30	M	S	Min	99	0	72.50	1.3655	80.1889	76.37 %
8	Planken, Tarvo	1		S	Min	96	10	65.10	1.3210	77.5773	73.88 %
9	Keldu, Karel	34	M	S	Min	88	10	62.08	1.2564	73.7837	70.27 %
10	Jõesaar, Erik	45	M	S	Min	82	10	57.38	1.2548	73.6867	70.18 %
11	Raba, Marko	21		S	Min	83	0	67.76	1.2249	71.9320	68.51 %
12	Ivanov, Viktor	37	M	S	Min	81	0	67.26	1.2043	70.7205	67.35 %
13	Muru, Rain	55	M	S	Min	99	0	83.36	1.1876	69.7421	66.42 %
14	Purga, Keit	3		S	Min	87	0	75.83	1.1473	67.3745	64.17 %
15	Tomberg, Johan	8		S	Min	85	10	65.87	1.1386	66.8638	63.68 %
16	Haruoja, Bjorn	50	M	S	Min	80	10	63.55	1.1015	64.6844	61.60 %
17	Päärson, Priit	2		S	Min	83	0	75.39	1.1009	64.6520	61.57 %
18	Zavalnjuk, Aleksandr	60	M	S	Min	91	0	83.06	1.0956	64.3379	61.27 %
19	Toodu, Hannes	22		S	Min	85	20	60.83	1.0686	62.7499	59.76 %
20	Edo, Kris Gregor	14	M	S	Min	80	10	66.48	1.0529	61.8336	58.89 %
21	Karu, Oliver	40	M	S	Min	63	0	60.39	1.0432	61.2622	58.34 %
22	Ringvee, Sven	31	M	S	Min	71	0	69.72	1.0184	59.8024	56.95 %
23	Mitrafonov, Peeter	23		S	Min	75	0	77.96	0.9620	56.4946	53.80 %
24	Kala, Jaanus	17		S	Min	81	0	85.69	0.9453	55.5101	52.87 %
25	Abel, Kalvi	7		S	Min	71	0	75.69	0.9380	55.0855	52.46 %
26	Paekivi, Margus	5		S	Min	88	10	84.93	0.9184	53.9325	51.36 %
27	Põlluste, Allan	57	M	S	Min	82	10	80.49	0.8945	52.5301	50.03 %
28	Raadik, Taavi	26		S	Min	87	0	99.24	0.8767	51.4813	49.03 %
29	Antsov, Kalmer	35	M	S	Min	80	10	81.09	0.8632	50.6930	48.28 %

30	Lepikmäe, Rain	59	M	S	Min	77	20	66.32	0.8595	50.4717	48.07 %
31	Kalf, Andres	9		S	Min	85	0	99.72	0.8524	50.0557	47.67 %
32	Vilba, Hannes	53	M	S	Min	71	20	61.44	0.8301	48.7457	46.42 %
33	Mänd, Julius		M	S	Min	88	10	94.17	0.8283	48.6406	46.32 %
34	Virunurm, Veiko	39	M	S	Min	95	20	91.98	0.8154	47.8834	45.60 %
35	Koppelmann, Edik	36	M	S	Min	73	20	66.89	0.7923	46.5299	44.31 %
36	Möttus, Timo	58	M	S	Min	79	20	75.72	0.7792	45.7571	43.58 %
37	Orgma, Marko	25		S	Min	77	0	99.06	0.7773	45.6467	43.47 %
38	Säde, Eero	56	M	S	Min	67	0	86.61	0.7736	45.4280	43.26 %
39	Vahemets, Valdu	24		S	Min	63	0	81.97	0.7686	45.1339	42.98 %
40	Laumets, Sten		M	S	Min	71	20	66.94	0.7619	44.7406	42.61 %
41	Pärtel, Risto		M	S	Min	91	0	120.94	0.7524	44.1864	42.08 %
42	Piisang, Martin	52	M	S	Min	77	20	77.20	0.7383	43.3586	41.29 %
43	Poltimäe, Rivo	16		S	Min	75	0	110.96	0.6759	39.6928	37.80 %
44	Puusepp, Lauri	6		S	Min	70	10	98.20	0.6110	35.8804	34.17 %
45	Paekivi, Jaanus	4		S	Min	48	10	79.98	0.4751	27.9010	26.57 %
46	Vaikma, Taavi	32	M	S	Min	58	30	61.47	0.4555	26.7493	25.48 %
47	Rahkema, Anti		M	S	Min	75	40	80.22	0.4363	25.6214	24.40 %
48	Zelenin, Sergei	33	M	S	Min	56	30	63.11	0.4120	24.1932	23.04 %
49	Grünthal, Geramo		M	S	Min	66	40	93.58	0.2778	16.3158	15.54 %
50	Rammu, Kristjan	46	M	S	Min	50	60	60.38	0.0000	0.0000	0.00 %
51	Kreek, Regor	38	M	S	Min	41	100	66.06	0.0000	0.0000	0.00 %
52	Jalakas, Silver	11	M	S	Min	37	80	74.32	0.0000	0.0000	0.00 %
53	Nebogatov, Ivan	12	M	S	Min	13	140	78.63	0.0000	0.0000	0.00 %
54	Toomse, Kaur		U	S	Min	32	110	81.42	0.0000	0.0000	0.00 %
55	Popolitov, Aleksandr		M	S	Min	51	60	83.97	0.0000	0.0000	0.00 %
56	Toomse, Rene		U	S	Min	13	150	102.83	0.0000	0.0000	0.00 %
57	Berendejev, Ivan	54	M	S	Min	57	60	102.95	0.0000	0.0000	0.00 %
58	Kello, Kalev		M	S	Min	15	140	108.26	0.0000	0.0000	0.00 %
59	Türk, Marko-Petriko	18		S	Min	36	70	119.06	0.0000	0.0000	0.00 %
60	Tammesoo, Raul	28		S	Min	28	110	153.56	0.0000	0.0000	0.00 %
61	Viiand, Andri	29		S	Min	29	120	171.85	0.0000	0.0000	0.00 %
62	(DQ) Talmet, Indrek		M	S	Min						
63	(DQ) Park, Veiko			S	Min						

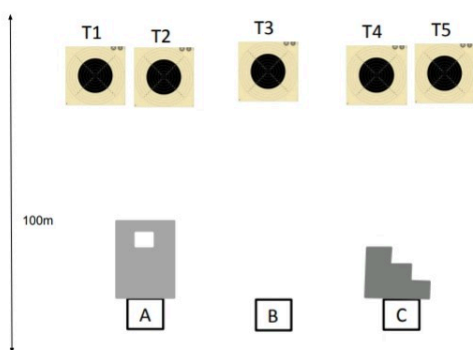
KJMV 2021 TAC - Stage 5 - 2021-10-18



KAITSEVÄE MEISTRIVÕISTLUSED TAKTIKALISES LASMISES 2021 Stage 5



Weapons used	Rifle
Targets	ISSF 300m target
Minimum shots	25
Maximum points	75
Start	Audible
Penalties	As per EDF tactical shooting rulebook v1
Starting condition	Normal standing in area A. Rifle loaded. Handgun unloaded in holster.
Protseduur	After start shoot all targets while staying inside the shooting area A, B or C. T1-T2 must be engaged from area A, T3 from area B and T4-5 from area C. T1-T5 three best hits score. Scoring on electronic target 10-8=A, 7-5=B and 4-1=C, 0=Miss
Safety angles	Marked with flags, 90° up and down.



Stage Results - Standard

Place	Name	No.	Class	Div	PF	Points	Pen	Time	Hit Factor	Stage Pts	Stage %
1	Eesmaa, Allar	47	M	S	Min	69	0	31.72	2.1753	75.0000	100.00 %
2	Värno, Priit	48	M	S	Min	55	0	25.30	2.1739	74.9527	99.94 %
3	Rumvolt, Jaak-Joseph	44	M	S	Min	63	0	29.56	2.1313	73.4821	97.98 %
4	Pihlak, Kristo	13	M	S	Min	61	0	30.41	2.0059	69.1606	92.21 %
5	Evisalu, Jorma	49	M	S	Min	65	0	32.79	1.9823	68.3467	91.13 %
6	Boklan, Andres	51	M	S	Min	67	0	34.62	1.9353	66.7257	88.97 %
7	Jõesaar, Erik	45	M	S	Min	59	0	30.54	1.9319	66.6083	88.81 %
8	Rammu, Kristjan	46	M	S	Min	63	0	32.64	1.9301	66.5481	88.73 %
9	Toodu, Hannes	22		S	Min	63	0	34.30	1.8367	63.3274	84.44 %
10	Lepikmäe, Rain	59	M	S	Min	69	0	37.70	1.8302	63.1034	84.14 %
11	Zirk, Rivo	30	M	S	Min	69	0	38.11	1.8105	62.4246	83.23 %
12	Abel, Kalvi	7		S	Min	73	0	41.18	1.7727	61.1198	81.49 %
13	Ringvee, Sven	31	M	S	Min	73	0	41.27	1.7688	60.9865	81.32 %
14	Laumets, Sten		M	S	Min	57	0	33.26	1.7138	59.0878	78.78 %
15	Paekivi, Jaanus	4		S	Min	59	0	34.57	1.7067	58.8434	78.46 %
16	Orgma, Marko	25		S	Min	67	0	39.35	1.7027	58.7050	78.27 %
17	Tomberg, Johan	8		S	Min	69	0	40.63	1.6983	58.5528	78.07 %
18	Koppelmann, Edik	36	M	S	Min	65	0	38.56	1.6857	58.1195	77.49 %
19	Keldu, Karel	34	M	S	Min	71	0	43.64	1.6269	56.0943	74.79 %
20	Muru, Rain	55	M	S	Min	63	0	39.63	1.5897	54.8103	73.08 %
21	Zelenin, Sergei	33	M	S	Min	71	0	45.30	1.5673	54.0388	72.05 %
22	Mitrafonov, Peeter	23		S	Min	67	0	42.94	1.5603	53.7970	71.73 %
23	Möttus, Timo	58	M	S	Min	65	0	41.67	1.5599	53.7818	71.71 %
24	Planken, Tarvo	1		S	Min	67	0	43.25	1.5491	53.4114	71.22 %
25	Raba, Marko	21		S	Min	59	0	38.76	1.5222	52.4824	69.98 %
26	Päärson, Priit	2		S	Min	73	0	48.78	1.4965	51.5972	68.80 %
27	Virunurm, Veiko	39	M	S	Min	61	0	41.19	1.4809	51.0603	68.08 %
28	Ivanov, Viktor	37	M	S	Min	69	0	46.82	1.4737	50.8116	67.75 %
29	Jalakas, Silver	11	M	S	Min	55	0	37.80	1.4550	50.1668	66.89 %

30	Rahkema, Anti		M	S	Min	69	0	47.50	1.4526	50.0842	66.78 %
31	Pölluste, Allan	57	M	S	Min	67	0	46.74	1.4335	49.4233	65.90 %
32	Haruoja, Bjorn	50	M	S	Min	69	0	48.38	1.4262	49.1732	65.56 %
33	Antsov, Kalmer	35	M	S	Min	63	0	45.76	1.3767	47.4679	63.29 %
34	Piisang, Martin	52	M	S	Min	57	0	41.77	1.3646	47.0496	62.73 %
35	Vaikma, Taavi	32	M	S	Min	60	10	36.78	1.3594	46.8709	62.49 %
36	Zavalnjuk, Aleksandr	60	M	S	Min	67	0	50.55	1.3254	45.6982	60.93 %
37	Kala, Jaanus	17		S	Min	75	0	56.80	1.3204	45.5259	60.70 %
38	Raadik, Taavi	26		S	Min	55	0	42.03	1.3086	45.1179	60.16 %
39	Purga, Keit	3		S	Min	75	0	57.96	1.2940	44.6147	59.49 %
40	Vahemets, Valdu	24		S	Min	67	0	55.46	1.2081	41.6524	55.54 %
41	Mänd, Julius		M	S	Min	57	0	48.25	1.1813	40.7308	54.31 %
42	Grünthal, Germo		M	S	Min	65	0	55.98	1.1611	40.0337	53.38 %
43	Vilba, Hannes	53	M	S	Min	63	0	54.49	1.1562	39.8629	53.15 %
44	Kalf, Andres	9		S	Min	67	0	58.21	1.1510	39.6847	52.91 %
45	Edo, Kris Gregor	14	M	S	Min	53	0	48.55	1.0917	37.6385	50.18 %
46	Kello, Kalev		M	S	Min	57	0	52.78	1.0800	37.2350	49.65 %
47	Toomse, Kaur		U	S	Min	58	10	45.70	1.0503	36.2135	48.28 %
48	Kreek, Regor	38	M	S	Min	47	0	45.42	1.0348	35.6776	47.57 %
49	Nebogatov, Ivan	12	M	S	Min	43	0	42.25	1.0178	35.0903	46.79 %
50	Poltimäe, Rivo	16		S	Min	67	0	66.12	1.0133	34.9371	46.58 %
51	Popolitov, Aleksandr		M	S	Min	51	0	51.11	0.9978	34.4041	45.87 %
52	Türk, Marko-Petriko	18		S	Min	59	0	63.70	0.9262	31.9343	42.58 %
53	Paekivi, Margus	5		S	Min	65	0	71.17	0.9133	31.4892	41.99 %
54	Toomse, Rene		U	S	Min	55	0	61.76	0.8905	30.7044	40.94 %
55	Puusepp, Lauri	6		S	Min	67	0	77.32	0.8665	29.8764	39.84 %
56	Säde, Eero	56	M	S	Min	53	0	61.41	0.8631	29.7565	39.68 %
57	Berendejev, Ivan	54	M	S	Min	58	10	65.42	0.7337	25.2974	33.73 %
58	Pärtel, Risto		M	S	Min	57	0	82.29	0.6927	23.8821	31.84 %
59	Karu, Oliver	40	M	S	Min	30	10	31.61	0.6327	21.8148	29.09 %
60	Tammesoo, Raul	28		S	Min	27	0	129.87	0.2079	7.1680	9.56 %
61	Viiand, Andri	29		S	Min	34	30	90.13	0.0444	1.5302	2.04 %
62	(DQ) Talmet, Indrek		M	S	Min						
63	(DQ) Park, Veiko			S	Min						

Generated by PractiScore for Android (1.7.12 Lenovo) at 2021-10-20 15:03 +0300